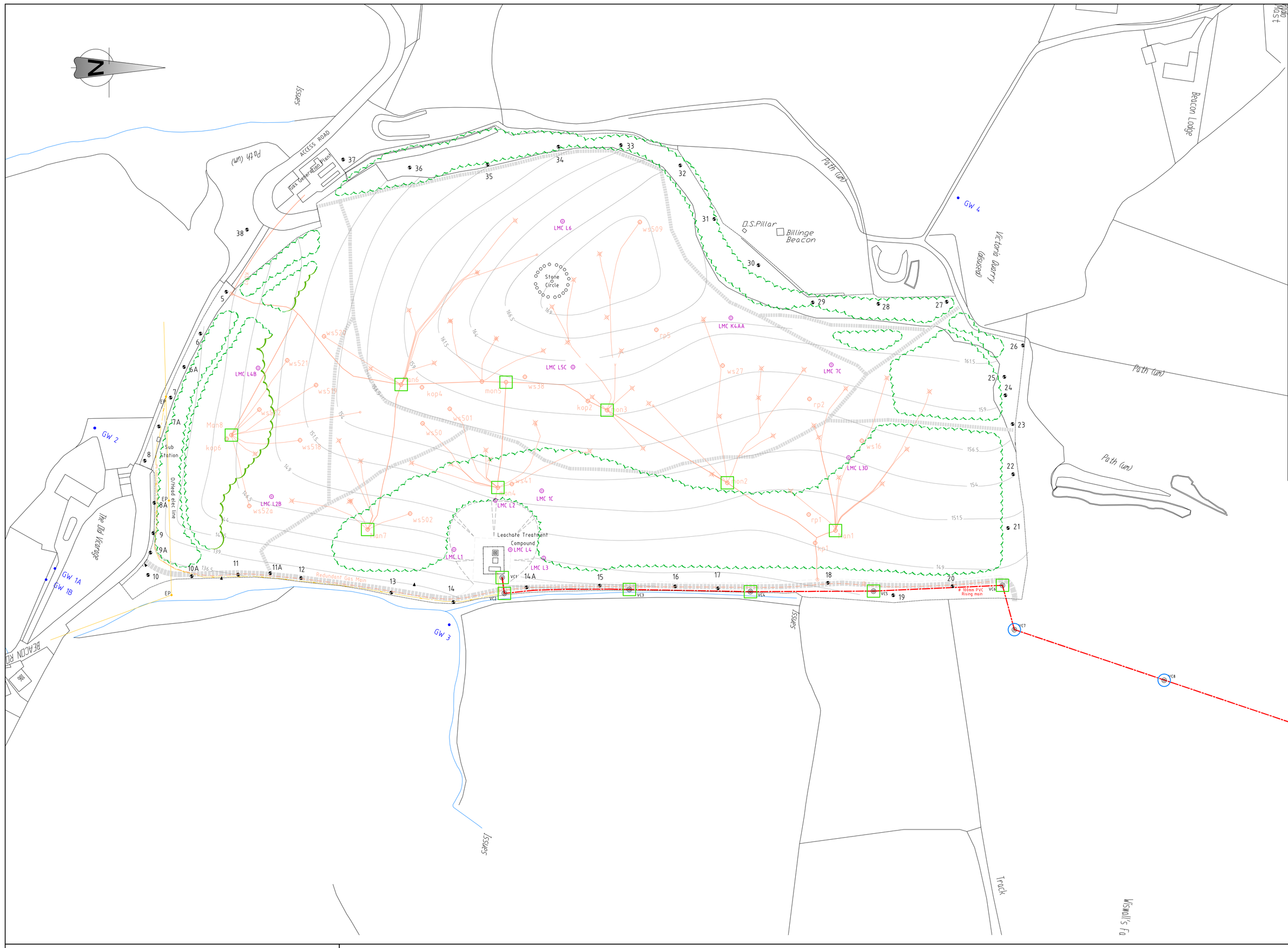

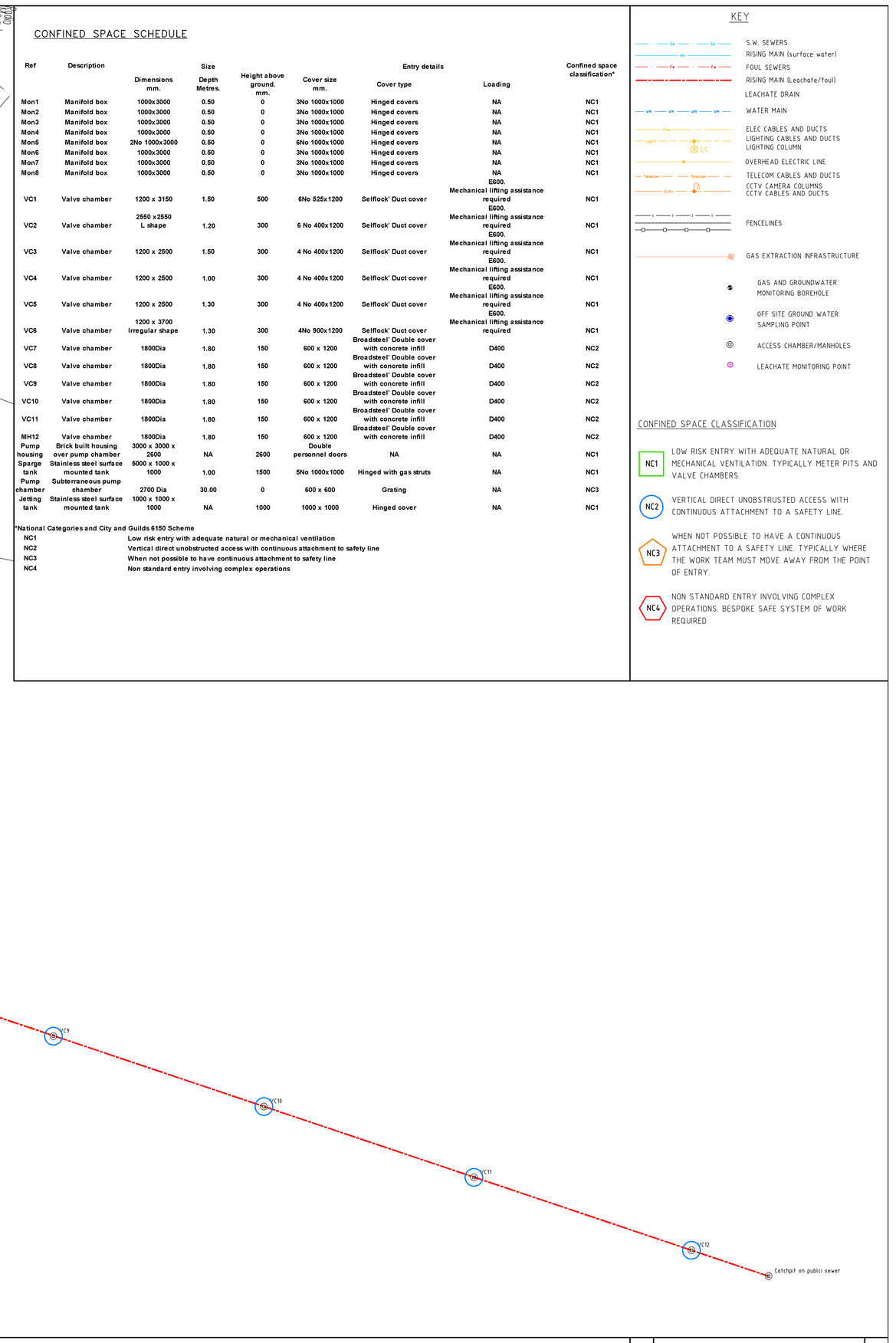

CONFINED SPACE SCHEDULE

Ref	Description	Size: Dimensions mm.	Size: Depth Metres.	Height above ground. mm.	Entry details: Cover size mm.	Entry details: Cover type	Entry details: Loading	Confined space classification*
Mon1	Manifold box	1000x3000	0.50	0	3No 1000x1000	Hinged covers	NA	NC1
Mon2	Manifold box	1000x3000	0.50	0	3No 1000x1000	Hinged covers	NA	NC1
Mon3	Manifold box	1000x3000	0.50	0	3No 1000x1000	Hinged covers	NA	NC1
Mon4	Manifold box	1000x3000	0.50	0	3No 1000x1000	Hinged covers	NA	NC1
Mon5	Manifold box	2No 1000x3000	0.50	0	6No 1000x1000	Hinged covers	NA	NC1
Mon6	Manifold box	1000x3000	0.50	0	3No 1000x1000	Hinged covers	NA	NC1
Mon7	Manifold box	1000x3000	0.50	0	3No 1000x1000	Hinged covers	NA	NC1
Mon8	Manifold box	1000x3000	0.50	0	3No 1000x1000	Hinged covers	NA	NC1
VC1	Valve chamber	1200 x 3150	1.50	500	6No 625x1200	Selflock' Duct cover	E600. Mechanical lifting assistance required E600.	NC1
VC2	Valve chamber	2550 x 2550 L shape	1.20	300	6 No 400x1200	Selflock' Duct cover	Mechanical lifting assistance required E600.	NC1
VC3	Valve chamber	1200 x 2500	1.50	300	4 No 400x1200	Selflock' Duct cover	Mechanical lifting assistance required E600.	NC1
VC4	Valve chamber	1200 x 2500	1.00	300	4 No 400x1200	Selflock' Duct cover	Mechanical lifting assistance required E600.	NC1
VC5	Valve chamber	1200 x 2500	1.30	300	4 No 400x1200	Selflock' Duct cover	Mechanical lifting assistance required E600.	NC1
VC6	Valve chamber	1200 x 3700 Irregular shape	1.30	300	4No 900x1200	Selflock' Duct cover	Mechanical lifting assistance required	NC1
VC7	Valve chamber	1800Dia	1.80	150	600 x 1200	Broadsteel' Double cover with concrete infill	D400	NC2
VC8	Valve chamber	1800Dia	1.80	150	600 x 1200	Broadsteel' Double cover with concrete infill	D400	NC2
VC9	Valve chamber	1800Dia	1.80	150	600 x 1200	Broadsteel' Double cover with concrete infill	D400	NC2
VC10	Valve chamber	1800Dia	1.80	150	600 x 1200	Broadsteel' Double cover with concrete infill	D400	NC2
VC11	Valve chamber	1800Dia	1.80	150	600 x 1200	Broadsteel' Double cover with concrete infill	D400	NC2
MH12	Valve chamber	1800Dia	1.80	150	600 x 1200	Broadsteel' Double cover with concrete infill	D400	NC2
Pump housing	Brick built housing over pump chamber	3000 x 3000 x 2600	NA	2600	Double personnel doors	NA	NA	NC1
Sparge tank	Stainless steel surface mounted tank	5000 x 1000 x 1000	1.00	1500	5No 1000x1000	Hinged with gas struts	NA	NC1
Pump chamber	Subterraneous pump chamber	2700 Dia	30.00	0	600 x 600	Grating	NA	NC3
Jetting tank	Stainless steel surface mounted tank	1000 x 1000 x 1000	NA	1000	1000 x 1000	Hinged cover	NA	NC1

*National Categories and City and Guilds 6150 Scheme

NC1	Low risk entry with adequate natural or mechanical ventilation
NC2	Vertical direct unobstructed access with continuous attachment to safety line
NC3	When not possible to have continuous attachment to safety line
NC4	Non standard entry involving complex operations

KEY

- S.W. SEWERS
- RISING MAIN (surface water)
- FOUL SEWERS
- RISING MAIN (Leachate/foul)
- LEACHATE DRAIN
- WATER MAIN
- ELEC CABLES AND DUCTS
- LIGHTING CABLES AND DUCTS
- LIGHTING COLUMN
- OVERHEAD ELECTRIC LINE
- TELECOM CABLES AND DUCTS
- CCTV CAMERA COLUMNS
- CCTV CABLES AND DUCTS
- FENCELINES
- GAS EXTRACTION INFRASTRUCTURE
- GAS AND GROUNDWATER MONITORING BOREHOLE
- OFF SITE GROUND WATER SAMPLING POINT
- ACCESS CHAMBER/MANHOLES
- LEACHATE MONITORING POINT

CONFINED SPACE CLASSIFICATION

- NC1 — LOW RISK ENTRY WITH ADEQUATE NATURAL OR MECHANICAL VENTILATION. TYPICALLY METER PITS AND VALVE CHAMBERS.
- NC2 — VERTICAL DIRECT UNOBSTRUSTED ACCESS WITH CONTINUOUS ATTACHMENT TO A SAFETY LINE.
- NC3 — WHEN NOT POSSIBLE TO HAVE A CONTINUOUS ATTACHMENT TO A SAFETY LINE. TYPICALLY WHERE THE WORK TEAM MUST MOVE AWAY FROM THE POINT OF ENTRY.
- NC4 — NON STANDARD ENTRY INVOLVING COMPLEX OPERATIONS. BESPOKE SAFE SYSTEM OF WORK REQUIRED

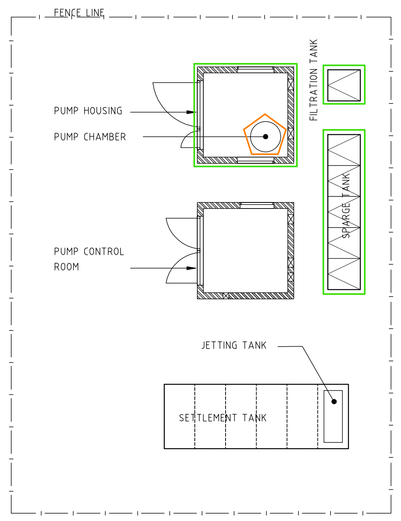

LEACHATE TREATMENT COMPOUND nts

Rev.	Amendment	Date
A	FILTRATION TANK ADDED	NOV 19

Client

Site: **BILLINGE FORMER LANDFILL SITE**

Title: SITE INFRASTRUCTURE

CONFINED SPACE SCHEDULE AND CLASSIFICATION

Merseyside Waste Disposal Authority
6th Floor
North House
North John Street
Liverpool
L2 3QY

0m 10m 25m 50m 100m
Scale 1:1000

A0	Drg. No. MWDA.510-502-001	Rev. .
Drawn ASB	Scale 1:1000	Date MARCH 2016