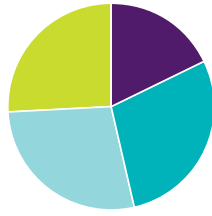




St. Helens Council

# St. Helens Metropolitan Borough Council



● Acorn 1 ● Acorn 3 ● Acorn 4 ● Acorn 5

Number of households  
75,736 (2011)



17 %

42 %


25 %

16 %

Waste service



Dry recycling



Food waste



Garden waste



Residual waste

Collection frequency

Weekly

Weekly

Fortnightly

Fortnightly

Materials collected



4 weekly in winter

## Sample Information

|        |             |                 |
|--------|-------------|-----------------|
| Res.   | 151 samples | 2.4 t           |
| Rec.   | 127 samples | 0.6 t           |
| Garden | 14 samples  | 0.2             |
| Food   | 71 samples  | 0.3 t           |
|        | 1 sample    | failed QA check |



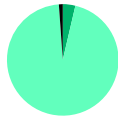
Key  
Paper  
Card  
Plastic  
Glass  
Metals  
Food  
Garden  
Other



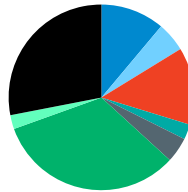
Dry recycling = 11,358 t



Food waste = 3,160 t



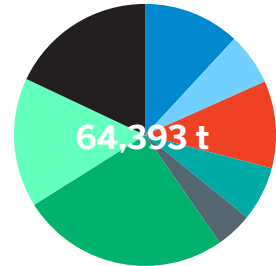
Garden waste = 9,731 t



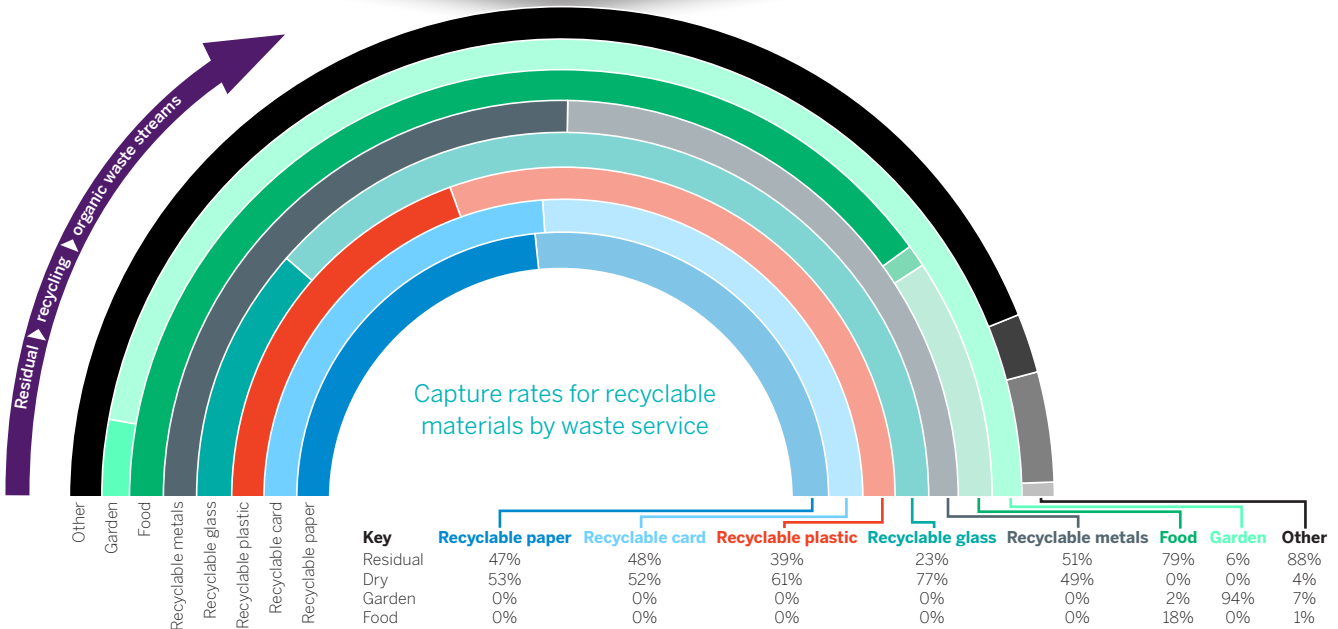
Residual waste = 40,143 t



All kerbside waste



64,393 t



©Amec Foster Wheeler  
37760-Bir04e July 16 pattn